

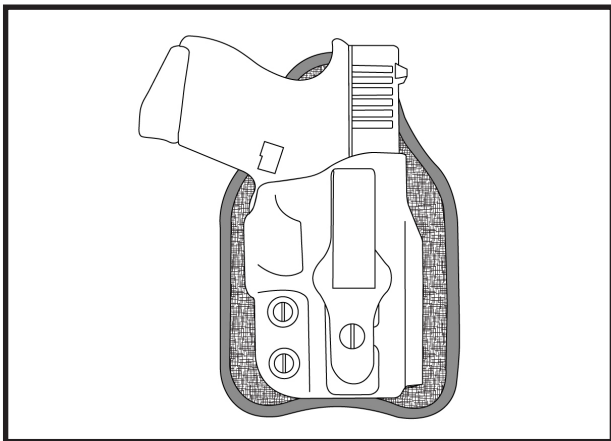
galcoholsters.com



Galco Customer Service can be reached
Toll Free at 800-874-2526
or by Email at:
customerservice@galcoholsters.com



PRODUCT INFORMATION GUIDE
MYCLOUD IWB HOLSTER ACCESSORY



galcoholsters.com
2019 W Quail Avenue Phoenix, AZ 85027

SAFETY SYMBOL DEFINITIONS



Indicates a hazardous situation which, if not avoided, will result in death or serious injury.



Indicates a hazardous situation which, if not avoided, will result in death or serious injury.



Indicates a hazardous situation which, if not avoided, will result in minor or moderate injury.



Used to address practices unrelated to potential personal injury.



Visit galcoholsters.com/videos to view related safety videos.

IMPORTANT SAFETY WARNINGS AND INSTRUCTIONS READ PRIOR TO USING GALCO PRODUCTS



Firearms users must understand and obey the Rules of Firearm Safety:

1. Treat all firearms as if they are always loaded.
2. Never point a firearm at anything you aren't willing to shoot.
3. Keep your finger off the trigger until you intend to shoot.
4. Be sure of your target and what is behind/beyond it.

Read and understand all owner's manuals, instructions, and guides prepared by the manufacturer of your firearm prior to use. If you have any questions about correct fit, contact Galco Customer Service at **800-874-2526** or **customerservice@galcoholsters.com**. You may also visit us at **galcoholsters.com** where you can use our online fitting guide.

WARNING Carrying a firearm with an ill-fitting or improper holster can result in serious injury or death. The purchase and use of a Galco holster is at the sole and exclusive risk of the user.

READ AND UNDERSTAND THIS ENTIRE GUIDE PRIOR TO USING THIS PRODUCT

Firearms are inherently dangerous. Improper or careless use of a firearm or firearm and holster may result in serious injury or death. It is the user's responsibility to possess a thorough knowledge of, and be properly trained in, all aspects of firearm use, including holster use and safety.

Carry the firearm in the safe condition recommended by its manufacturer. This information will be contained in the product information manual provided by the firearm manufacturer. If you do not have the manual applicable to the firearm, contact the firearm's manufacturer.

It is the user's responsibility to maintain the holster by regularly checking component parts for excessive wear and proper function.

WARNING Failure to heed these warnings or follow the operating instructions may result in negligent discharge of a firearm, causing serious injury or death.

WARNING Do not in any way modify, disassemble or remove any part from this holster, except as approved and recommended in Galco's Product Information Guide.

Always place your hand on the firearm when you are performing other physically vigorous activities.

CAUTION Always protect an exposed magazine release from accidental activation.

WARNING When drawing a firearm or engaging it with the holster, DO NOT place your finger on the trigger, in the trigger guard, or near the trigger. Position your finger along the frame of the firearm above the trigger guard. Keep your finger off the trigger until your sights are on target.

WARNING A firearm (whether in or out of a holster) may discharge if it falls to the ground or onto another object, causing death or serious injury. Holsters are not designed or intended to prevent firearms from discharging when dropped.

WARNING A holster is not a replacement for a safe. Firearms should be secured in a locked safe when not in use. Firearms should not be stored in holsters for long periods, even when in a safe. The holster may trap moisture against the firearm and promote corrosion.

WARNING A significant number of negligent discharges - some resulting in injury or death - occur while holstering a firearm. Most are caused by the user's index finger pressing the trigger. Some are caused because a foreign object becomes entangled or trapped in the trigger guard/holster and presses the trigger. The safest practice is to "look the firearm into the holster". This should be done methodically and without rushing. While holstering, be fully cognizant that:

1. All safeties are engaged.
2. Your index finger is straight along the firearm's frame. DO NOT place your finger on the trigger, in the trigger guard, or near the trigger. Keep your finger off the trigger until your sights are on the target.
3. No articles of clothing (shirt tails, jacket drawstrings, etc.) become trapped in the trigger guard, holster, or between the firearm and holster.
4. Your shooting-hand thumb is placed over the hammer or the rear of the slide. This will enable you to feel if the hammer starts to move rearward or the slide begins to come out of battery.
5. You strictly observe Rule of Firearms Safety #2: never point a firearm at anything you aren't willing to shoot. If you do not know how to holster your firearm without breaking this rule, you should seek training before holstering your firearm while the holster is worn.

6. If for any reason you are unable to "look the firearm into the holster" and not muzzle yourself or others, you should remove the holster from your body, then "look the firearm into the holster" (without breaking Rule #2). After the firearm is securely seated in the holster, attach the holster to your body/clothing in the manner in which it was designed.

7. If you holster your firearm while the holster is off and in your hand, insure you do NOT point the firearm at your support hand. Do not place your support hand (or other body parts) at the bottom of the holster. The holster material is not bullet proof. Neither your support hand, other body parts, nor other people should be muzzled/flagged while holstering.

CARRY CONDITION OF THE FIREARM

WARNING Some single-action revolvers and some semi-automatic pistols must be carried with the hammer or firing pin resting on an empty chamber.

Carrying any firearm with a live cartridge in the chamber immediately in front of the firing pin may cause a negligent discharge. Information regarding the safe carry condition of your firearm will be contained in the product information manual provided by the firearm's manufacturer. If you are unsure of the safe carry condition(s) of your firearm, contact the firearm's manufacturer.

WARNING Never holster a firearm in the single-action mode, unless it is a semi-automatic pistol and holster designed and intended for "cocked and locked" or "Condition One" carry. Always ensure that a single-action pistol carried in "Condition One" has the manual safety engaged when carrying in a holster.

WARNING Do not use customized, modified, worn or broken firearms, or those otherwise outside the original manufacturer's specifications, with a Galco holster.

WARNING Do not place a loaded firearm in a holster without first testing - with a firearm double-checked and verified to be unloaded - for proper firearm fit.

CAUTION Do not attempt to cock a holstered firearm as this may damage the firearm, the holster, or both and may contribute to a negligent discharge.

THANK YOU FOR YOUR PURCHASE - WE APPRECIATE IT!

Using the same Comfort Cloth™ technology as Galco's highly successful line of performance Cloud inside the waistband holsters, the new MyCloud™ attaches to virtually any Kydex IWB to provide greatly enhanced comfort! The MyCloud's contoured pad is made from closed cell foam with loop on the front and Comfort Cloth, an Adaptive Performance Mesh™ that provides padding and moisture wicking, on the back. Circular, adhesive hook fasteners are provided. Simply adhere the hook circles to any Kydex IWB holster and position the holster on the contoured pad, and increase your IWB carry comfort!

INSPECTIONS + MAINTENANCE, ADDITIONAL USER RESPONSIBILITIES

⚠ WARNING It is the user's responsibility to ensure that the Galco product remains serviceable and safe, and able to continue service within its design intent.

NOTICE It is the user's responsibility to inspect the holster before and after each use for signs of excessive wear or loss of retention capability, and appropriate tightness of all hardware.

DO

NOTICE Clean as needed progressively by wiping with a soft cloth, soft bristle brush, soft damp cloth, soft damp cloth with mild soap to remove stubborn grime. Do not saturate with water and do not run under the tap.

DON'T

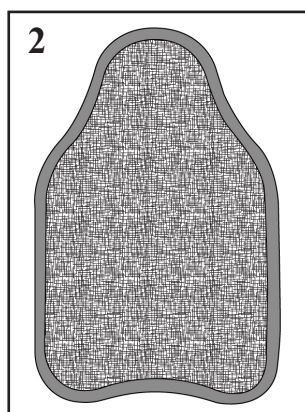
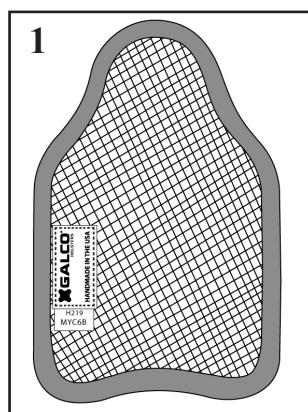
⚠ WARNING Do not use a loaded firearm in a holster without first testing – with a firearm double-checked and verified to be unloaded – for proper firearm fit.

NOTICE Do not put Galco synthetic or leather products in the washing machine. Do not use any solvents or corrosive chemicals on this product.

Do not use artificial heat to speed up the drying process, i.e. from a hair-dryer, oven, radiator, direct sunlight, etc. Do not leave Galco products on the dashboard of your car in summertime. Do not leave Galco products exposed to direct sunlight or excessive heat for long periods of time.

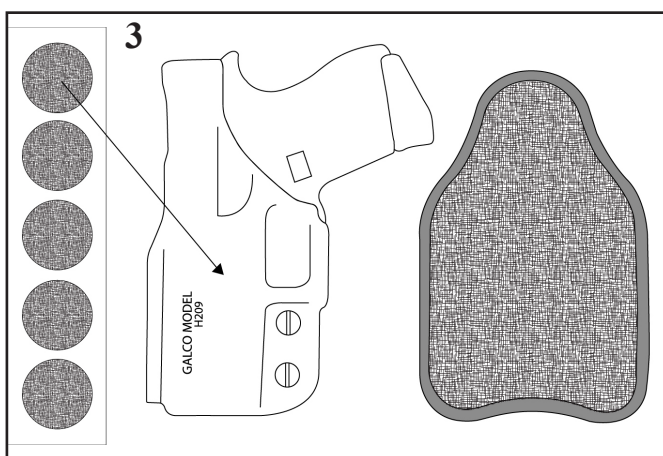
The above care and maintenance instructions cannot substitute for your good common sense. Following our recommended care and maintenance tips will allow you to get the maximum service life from all of your Galco products.

MYCLOUD

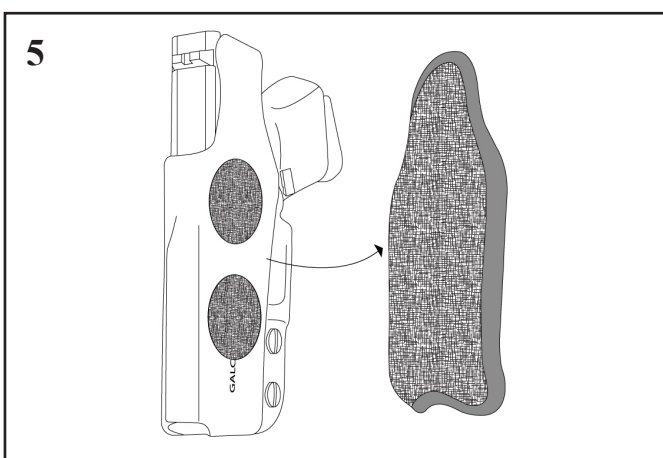
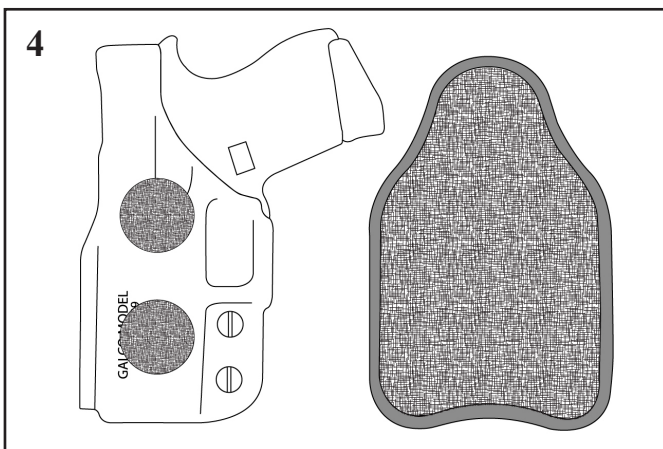


MyCloud consists of a pad that has Comfort Cloth (fig. 1) on one side and "loop" material on the other (fig. 2). The Comfort Cloth side rides against your body, while the holster attaches to the loop side, using the provided hook circles.

MYCLOUD ASSEMBLY

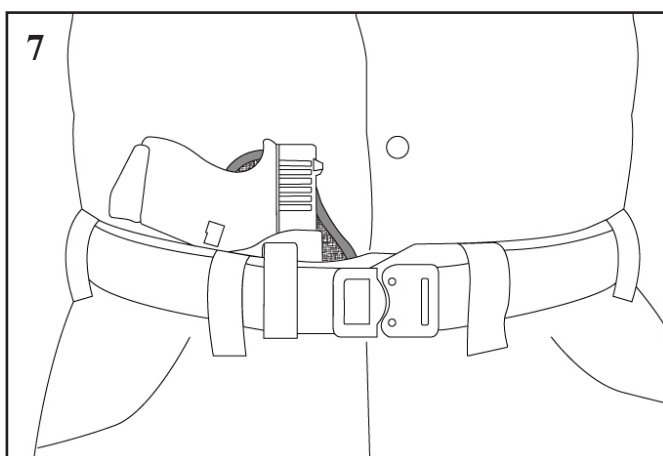


Apply one or more of the adhesive hook circles to the back of your Kydex IWB holster (figs. 3 and 4).

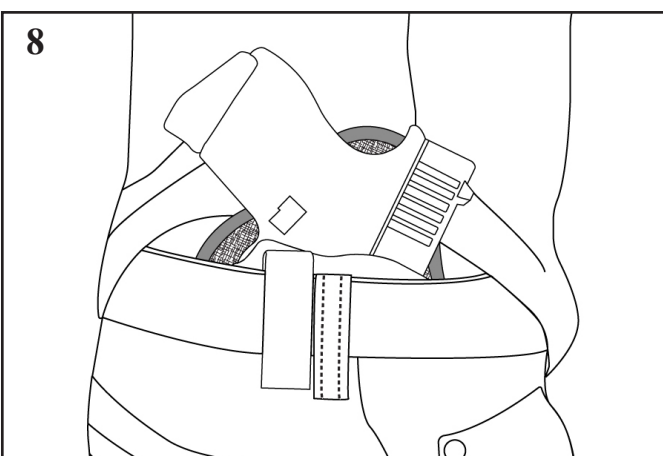


Mate the holster to the MyCloud pad by pressing the hook-and-loop together firmly (fig. 5).

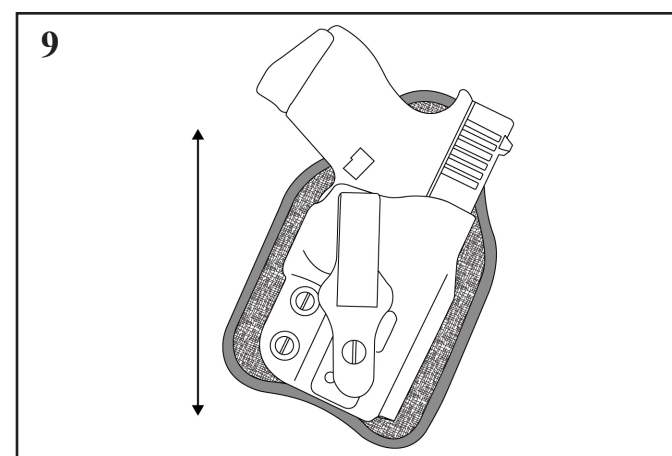
MYCLOUD WEAR



Insert holster/pad assembly into your pants, with the Comfort Cloth side against your body (figs. 7 & 8).



ALTERNATE CARRY OPTION



The height of the holster on the MyCloud pad may vary based on what's most comfortable for you. (fig. 9).

IF ANY DOUBT EXISTS AS TO THE SERVICEABILITY OR SAFETY OF A GALCO PRODUCT, IMMEDIATELY CEASE USING IT!

If you have questions, contact: Galco Customer Service at 800-874-2526 or customerservice@galcoholsters.com

It is important to understand that all products, including firearms, holsters and slings may eventually "wear out" or become unsuitable for the function for which they were designed. Stress and strain placed on a product will vary according to frequency and conditions of use, and therefore it is difficult to indicate a recommended replacement date for this product.

REPAIRS

Great care was taken to select the finest materials available to craft your Galco product. It was designed in accordance with the highest engineering standards and hand made using traditional leather craft practices that have become Galco hallmarks over five decades. In the unlikely event a repair is necessary to an unaltered Galco product, simply contact our Customer Service department at **800-874-2526** or customerservice@galcoholsters.com. We will issue you a Return Authorization (RA) number to print on the outside of your shipping container and provide you with detailed shipping instructions.

TERMS OF SALE

Because we have no control over the use of our products, all Galco products are sold as is and "with all faults". The entire risk as to the quality and performance of the product is with the buyer. Should the product prove defective following its purchase, the buyer and not the manufacturer, distributor, or retailer assumes the entire risk of all the necessary servicing or repairs. Under no circumstances shall Galco be liable for incidental or consequential damages, such as loss of use of property, commercial loss and loss of earnings or profits. The implied warranties of merchantability and fitness for a particular purpose and all other warranties, expressed or implied, are excluded from this transaction and shall not apply to the product sold. The determination of the fitness or the suitability of any product for a specific use is the responsibility of the buyer. The illustrations shown herein are typical as to the finish and application. Due to uncontrollable variances in color saturation, the actual product may differ slightly from that shown on our web site. Galco reserves the right to make changes in product built and/or sold by them at any time without incurring any obligation to make same or similar changes on products previously manufactured and/or sold by them. All Galco products are made in the U.S.A. and produced according to rigid specifications. Prices and models are subject to change without notice. Some states do not allow the exclusion or limitation of implied warranties or liability for incidental or consequential damages, so the above limitations and exclusions may not apply to you. Galco designs, features, and model names are the exclusive property of Galco International. Any and all persons including, but not limited to, individuals, firms and/or corporations are forbidden from imitating, copying or reproducing them in any way.